

Please check the examination details below before entering your candidate information

Candidate surname		Other names	
Centre Number		Candidate Number	
<b>Pearson Edexcel</b> <b>Level 1/Level 2 GCSE (9–1)</b>		<div> <div></div> <div></div> <div></div> <div></div> <div></div> </div> <div> <div></div> <div></div> <div></div> <div></div> <div></div> </div>	
<b>Friday 22 May 2020</b>			
Afternoon (Time: 1 hour 45 minutes)		Paper Reference <b>1DT0/1F</b>	
<b>Design and Technology</b> <b>Component 1: Timbers</b>			
<b>You must have:</b> Calculator, ruler, HB pencil, protractor, compass			Total Marks <div></div>

## Instructions

- Use **black** ink or ball-point pen.
- **Fill in the boxes** at the top of this page with your name, centre number and candidate number.
- Answer **all** questions.
- Answer the questions in the spaces provided  
– *there may be more space than you need.*
- Calculators may be used.
- Any diagrams may NOT be accurately drawn, unless otherwise indicated.
- You must **show all your working out** with **your answer clearly identified** at the **end of your solution**.

## Information

- The total mark for this paper is 100.
- The marks for **each** question are shown in brackets  
– *use this as a guide as to how much time to spend on each question.*

## Advice

- Read each question carefully before you start to answer it.
- Try to answer every question.
- Check your answers if you have time at the end.

Turn over ►

R62744A

©2020 Pearson Education Ltd.

1/1/1/1/1/1/1/

## SECTION A – CORE

**Answer ALL questions. Write your answers in the spaces provided.**

- 1 (a) The materials that products are made from are chosen because of their properties.

Figure 1 shows a table of products.

For each of the products shown, give a property of the material it is made from that makes the material suitable for the product.

The first one has been done for you.

Picture of product	Material and product	Property
	Polyester school tie	Crease resistant
	Brass garden tap	(1) (i)
	Acrylic soap tray	(1) (ii)
	Folding box board breakfast cereal box	(1) (iii)
	Beech kitchen steps	(1) (iv)

**Figure 1**

DO NOT WRITE IN THIS AREA

DO NOT WRITE IN THIS AREA

DO NOT WRITE IN THIS AREA

- (b) The school tie is made from a piece of fabric measuring 135 cm long by 9 cm wide.

The fabric is supplied in a roll that is 90 mm wide and costs £3.55 per metre.

The fabric can be bought to the nearest cm.

Calculate the cost of fabric required to make one tie giving your answer in pounds (£) to 2 decimal places (dp).

(2)

Cost £

- (c) An advantage of using polyester for the school tie is that it is crease resistant.

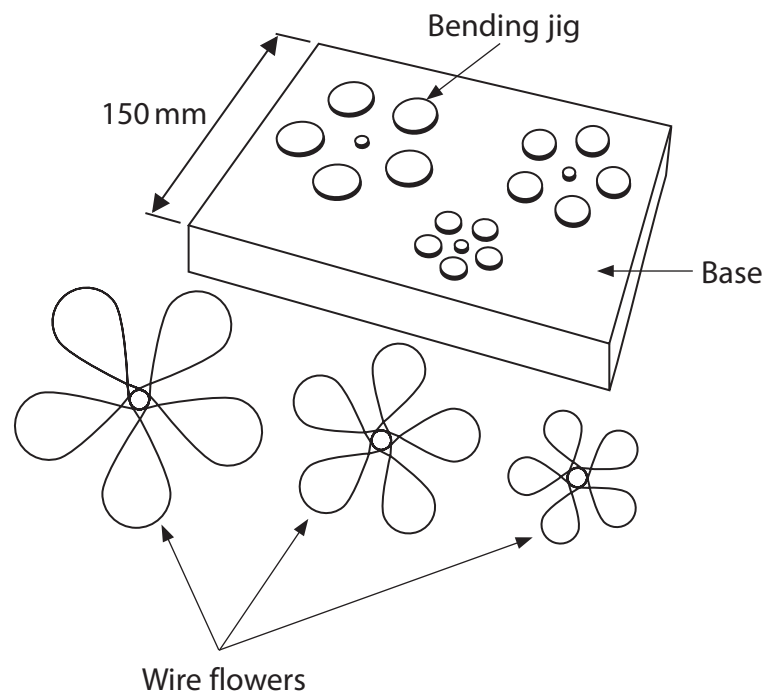
Explain **one** other advantage of using polyester for the school tie.

(2)

(Total for Question 1 = 8 marks)

- 2 Figure 2 shows a bending jig that is used to make three separate, different-sized wire flowers for some jewellery.

The flowers are formed by wrapping copper wire around the different-sized circles.

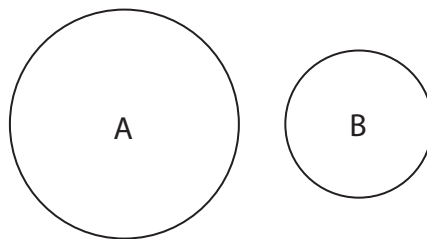


**Figure 2**

- (a) Name **one** manufactured timber that could be used to make the base of the bending jig.
- (b) Prototype wire flowers were made using shape memory alloys (SMAs) to test the design before producing the final product from copper wire.

Explain **one** reason for using SMAs to make the prototype wire flowers.

Figure 3 shows two of the circles used on the bending jig.



**Figure 3**

Diagram not to scale

The two circles have different diameters in the ratio of 5:3.

- (c) (i) Calculate the radius of circle B if circle A has a radius of 35 mm.

(2)

Radius of circle B

mm

- (ii) Calculate the area of circle A giving your answer to the nearest  $\text{cm}^2$ .

(2)

Use  $\pi = 3.142$

Area of circle A

$\text{cm}^2$

DO NOT WRITE IN THIS AREA

DO NOT WRITE IN THIS AREA

DO NOT WRITE IN THIS AREA

(d) Explain **one** reason why copper wire was used to make the flowers.

(2)

(Total for Question 2 = 9 marks)

3 Figure 4 shows a games controller.

The case is made from high impact polystyrene (HIPS).



Figure 4

- (a) Other than impact resistance, give **one** property of HIPS that makes it an appropriate material from which to make the case.

(1)

- (b) The games controller is only sold online and is sent through the post in a corrugated board package.

Explain **one** reason for using corrugated board to make the package.

(2)

- (c) The manufacturer is developing a new games controller that uses robotic materials.

Explain **one** way that robotic materials can be used in the new games controller.

(2)

- (d) The original games controller cost £12.50 and the new games controller costs £19.00.

Calculate the percentage increase in the cost of the new games controller.

(2)

Percentage increase

%

- (e) Explain **two** environmental issues related to the development and release of the new games controller.

(4)

1

2

(Total for Question 3 = 11 marks)



- 4 Figure 5 shows a picture of a firefighter.



(Source: © John Kasawa/Shutterstock)

**Figure 5**

The firefighter's uniform has electronic sensors built into it to detect heat.

- (a) Name an electronic sensor that is used to sense heat.

(1)

- (b) The firefighter's uniform is made from protective textiles.

Explain **one** disadvantage for the firefighter of wearing a uniform made from protective textiles.

(2)

- (c) The firefighter's uniform contains an electronic system which is powered by a small 9V battery.

(i) Draw the circuit symbol for a battery in the space below.

(1)

Figure 6 shows some information about the battery and the consumption rate for the electronic system used in the firefighter's uniform.

Analyse the information.

Battery capacity (mAh)	1000
Load current (mA)	350
Consumption rate	0.7

**Figure 6**

- (ii) Calculate the battery life for the electronic system used by the firefighter's uniform.

Use the formula below to calculate the answer.

Give your answer in minutes.

(2)

$$\text{Load current (mA)} = \frac{\text{Battery capacity (mAh)} \times \text{Consumption rate}}{\text{Battery life (hours)}}$$

Battery life

minutes

- (d) Discuss the use of video conference meetings by companies around the world to develop new technologies for firefighters.

(6)

---

(Total for Question 4 = 12 marks)

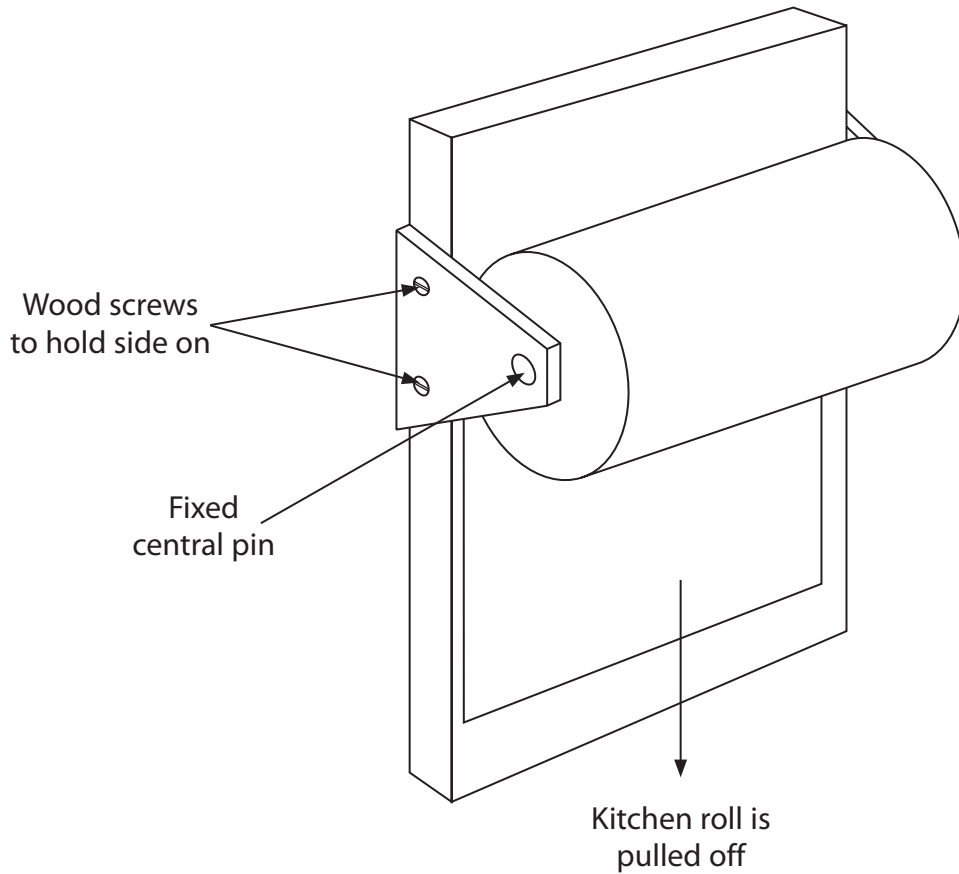
---

**TOTAL FOR SECTION A = 40 MARKS**

## SECTION B – TIMBERS

Answer ALL questions. Write your answers in the spaces provided.

- 5 Figure 7 shows a design solution for a kitchen roll holder together with some additional information.



Additional information

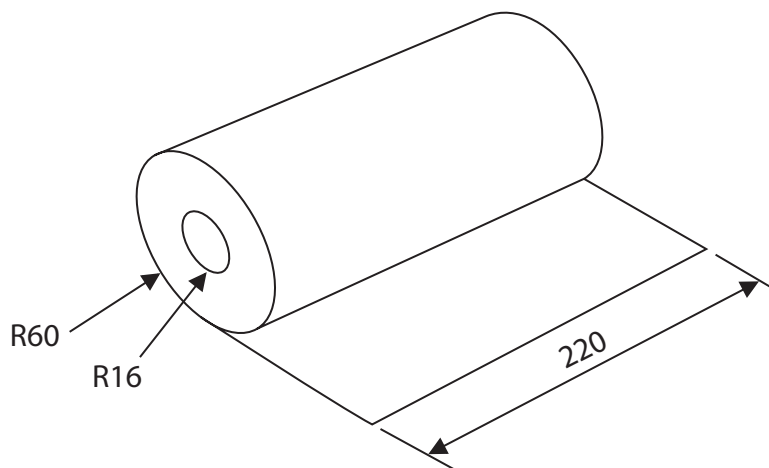


Figure 7

All dimensions in mm

DO NOT WRITE IN THIS AREA

DO NOT WRITE IN THIS AREA

DO NOT WRITE IN THIS AREA

- (a) The kitchen roll holder needs to be improved to include the following specification points.

The kitchen roll holder must:

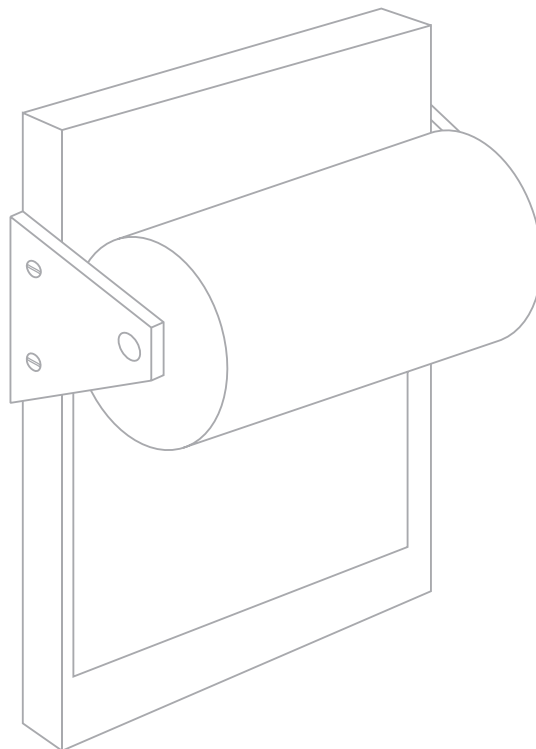
- allow an empty kitchen roll to be removed easily and replaced securely
- be held vertically on a wall and not move when the kitchen roll is pulled off
- provide easily accessible storage space for a spare kitchen roll

Use notes and sketches to show how the kitchen roll holder could be modified to include these three specification points.

You will be marked on how you apply your understanding of design and technology, not your graphical skills.


Use the outline of the original design solution to show your modifications.

(6)



- (b) Figure 8 shows some examples of laser cut vegetable markers that are used by gardeners to show where they have planted specific vegetables in the garden.

They are manufactured from 3 mm thick pine and are 150 mm long.



**Figure 8**

Explain **two** ways that the vegetable markers meet or fail to meet the criteria of providing a method to show where specific vegetables are planted in the garden.

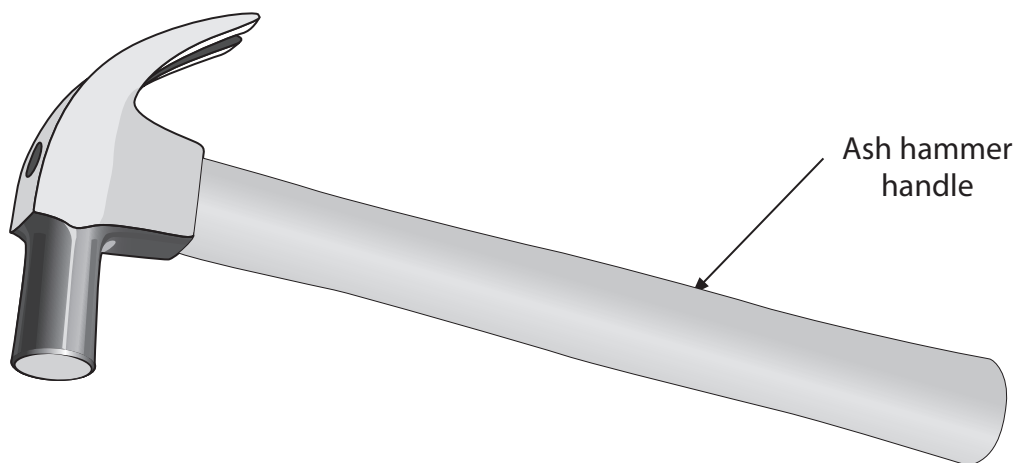
(4)

1

2

(Total for Question 5 = 10 marks)

- 6 Figure 9 shows a hammer. The hammer handle is made from ash.



**Figure 9**

- (a) Explain **two** availability factors that could result in ash becoming a difficult timber to source.

(4)

1

2

(b) The hammer handle has been varnished.

Use notes and sketches to show how the surface of the hammer handle should be prepared and varnished.

You will be marked on how you apply your understanding of design and technology, not your graphical skills.

(4)



- (c) Timber for the hammer handle is supplied to the manufacturer as PSE.

Explain **one** reason why the manufacturer would buy PSE timber to make the hammer handle.

(2)

- (d) Give **two** different properties of ash that make it an appropriate choice of material for the hammer handle.

For each property, explain **one** advantage of using ash for the hammer handle.

(6)

Property 1

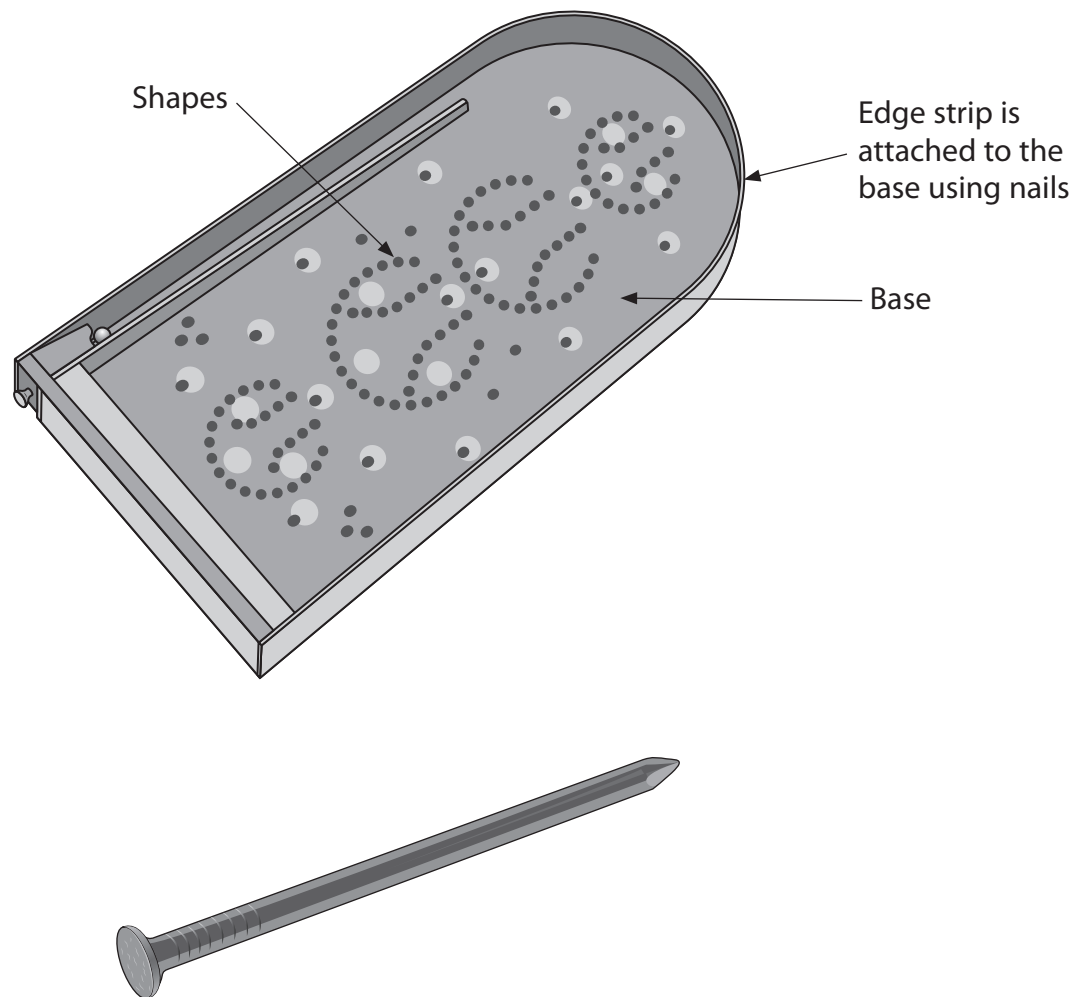
Explanation

Property 2

Explanation

(Total for Question 6 = 16 marks)

- 7 Figure 10 shows a table top game and one of the nails used to assemble it.  
The shapes are formed using nails.



**Figure 10**

- (a) Name the specific type of nail shown in Figure 10.

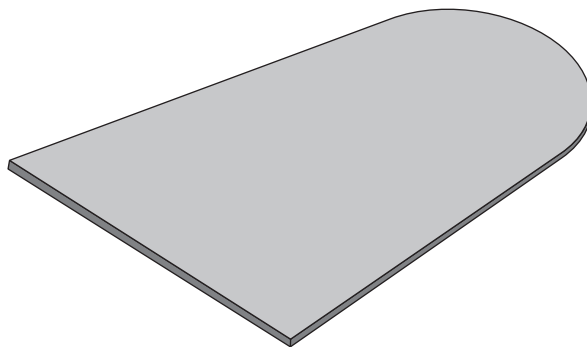
(1)

DO NOT WRITE IN THIS AREA

DO NOT WRITE IN THIS AREA

DO NOT WRITE IN THIS AREA

Figure 11 shows a template that is used when marking out the base of the table top game.



**Figure 11**

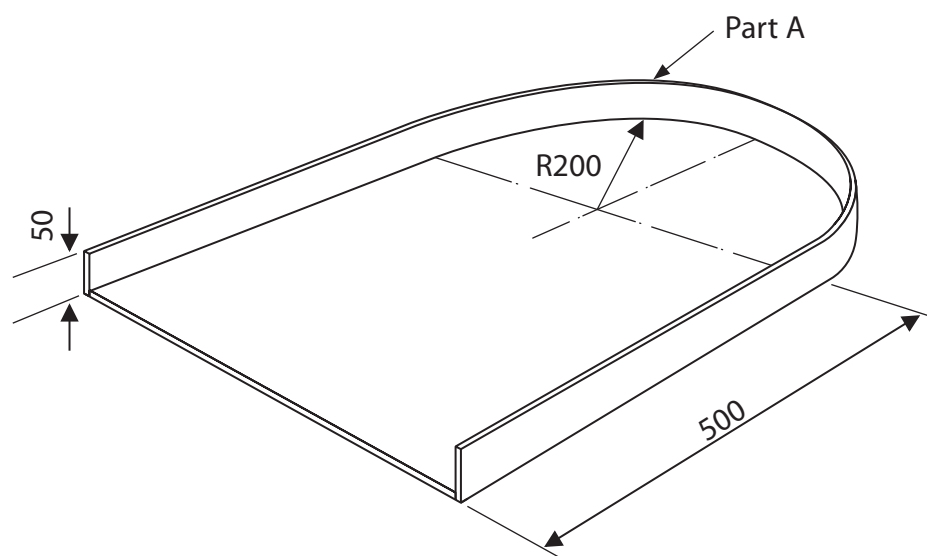
- (b) Explain **two** advantages of using a template to mark out the game base when manufacturing in large quantities.

(4)

1

2

Figure 12 shows the dimensions for the base of the table top game.



All dimensions in mm

**Figure 12**

Use  $\pi = 3.142$

Curved surface area of an open cylinder =  $2\pi rh$

- (c) Calculate the whole internal surface area of Part A, the edge strip, that goes around the base as shown.

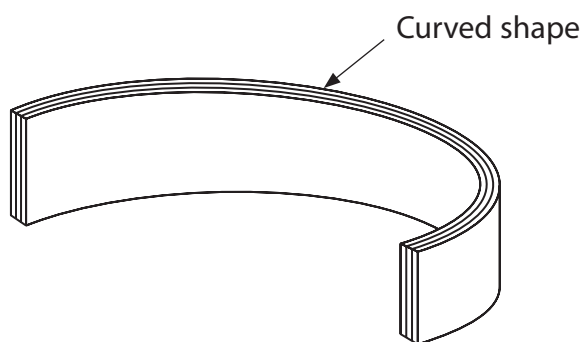
Give your answer to the nearest whole  $\text{cm}^2$ .

(5)

Answer

$\text{cm}^2$

Figure 13 shows a laminated curved shape.



**Figure 13**

(d) The curved shape is formed from three identical pieces of wood.

Explain **two** reasons for using a bag press to form the curved shape.

(6)

1

2

(Total for Question 7 = 16 marks)

8 Figure 14 shows a wooden toy kit used to make a ship.

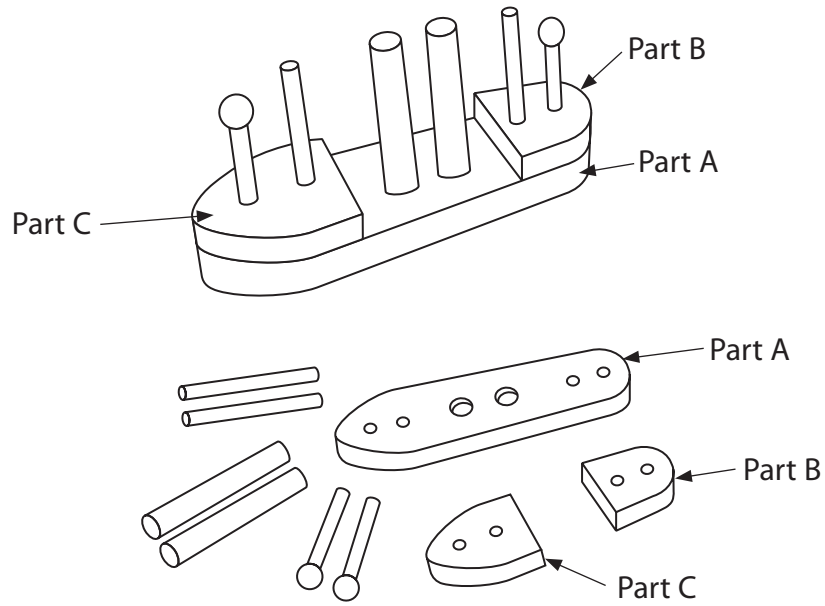


Figure 14

(a) Explain **one** reason for using different coloured stains for the different parts of the toy kit. (2)

(b) Parts A, B and C have been manufactured from a regular section of timber.

Explain **one** reason for using a regular section of timber to make parts A, B and C. (3)

DO NOT WRITE IN THIS AREA

DO NOT WRITE IN THIS AREA

DO NOT WRITE IN THIS AREA

(c) Explain **two** reasons why the timber must be seasoned before it can be used to manufacture the toy kit.

(4)

1

2

(d) The wooden toy kits are manufactured in Europe and transported all around the world.

Figure 15 shows information about the toy kits.

<b>Scale of production</b>	Mass
<b>Potential market</b>	World wide
<b>Life span</b>	50 years
<b>Intended market</b>	Parents with children under 5 years old
<b>Surface finish</b>	Coloured stains

**Figure 15**

Analyse the information in Figure 15.

Evaluate the toy kits with reference to cultural and ethical factors including:

- suitability for intended market
- the consumer society
- built-in product obsolescence.

(9)



DO NOT WRITE IN THIS AREA

DO NOT WRITE IN THIS AREA

DO NOT WRITE IN THIS AREA

---

(Total for Question 8 = 18 marks)

---

**TOTAL FOR SECTION B = 60 MARKS**  
**TOTAL FOR PAPER = 100 MARKS**

DO NOT WRITE IN THIS AREA

DO NOT WRITE IN THIS AREA

DO NOT WRITE IN THIS AREA

**BLANK PAGE**

DO NOT WRITE IN THIS AREA

DO NOT WRITE IN THIS AREA

DO NOT WRITE IN THIS AREA

**BLANK PAGE**

DO NOT WRITE IN THIS AREA

DO NOT WRITE IN THIS AREA

DO NOT WRITE IN THIS AREA

**BLANK PAGE**